



ONE CLIMATE FUTURE
Charting a Course for
Portland and South Portland

Our Contribution to Climate Change

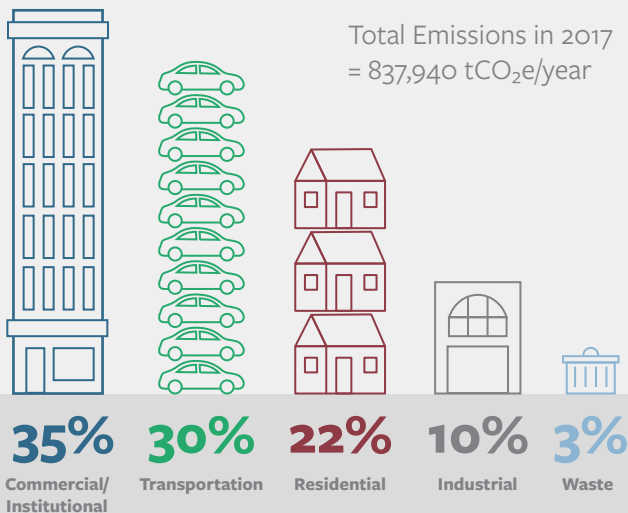
Greenhouse gas emissions (GHGs) are produced when we use energy in our homes and offices, dispose of waste or sewage, and drive vehicles. GHGs trap heat in the atmosphere, leading to lasting disruptions in our climate, such as higher temperatures, sea level rise, and more frequent extreme weather events that can cause flooding. Both the cities of Portland and South Portland, along with many other cities, organizations, and businesses have previously committed to reduce GHG emissions 80% by 2050. Through *One Climate Future*, Portland and South Portland are actively seeking opportunities to accelerate the emissions reduction pathway by 2030 and eliminate the use of fossil fuels.

Emissions by Sector

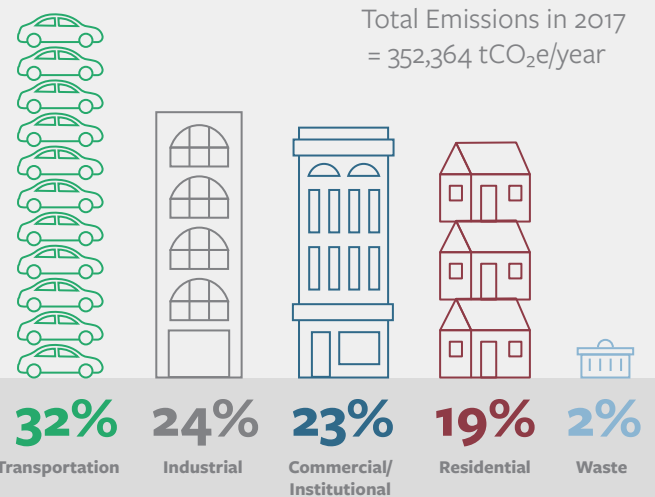
In both cities, the energy use in buildings (residential, commercial/institutional, and industrial) is by far the largest source of emissions at 67% in Portland and 66% in South Portland. The graphics below show emissions from all sectors, with buildings broken out by type.

Through *One Climate Future*, Portland and South Portland conducted GHG emissions inventories for the year 2017 to better understand the sources and the potential for reductions.

City of Portland's GHG Emissions



City of South Portland's GHG Emissions



How Can I Help?

Based on this data, we can all help meet our GHG reduction goals by ensuring our homes and businesses have the most efficient lighting and that we are shifting from heating oil and natural gas to electricity for heating and cooling, and then transitioning to renewable energy options.

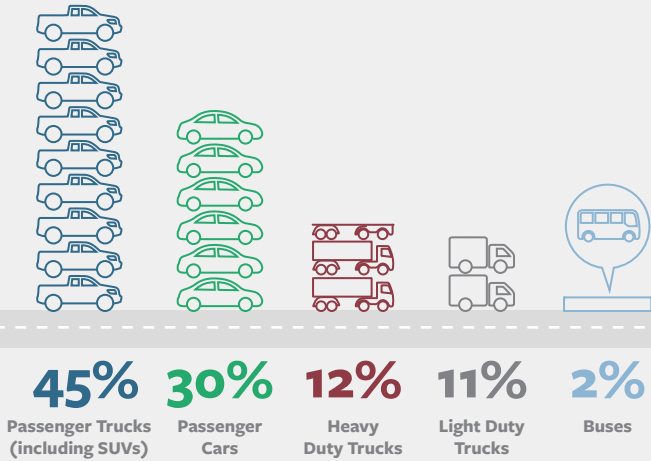
On-Road Transportation Emissions

How Can I Help?

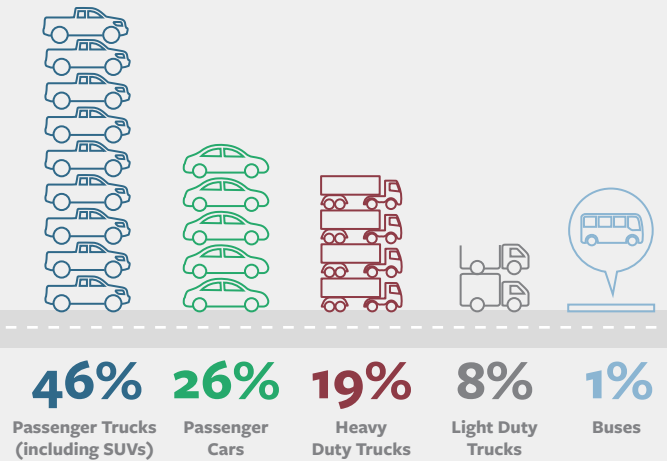
Transportation is the second highest source of emissions in both communities at 30% and 32% respectively in Portland and South Portland. Passenger vehicles — the cars and trucks our residents and commuters drive — are by far the largest source of transportation emissions at more than 70% in both cities.

Reduce emissions from transportation by taking the bus, biking, walking, or carpooling using an electric vehicle.

City of Portland's GHGs by Vehicle Type

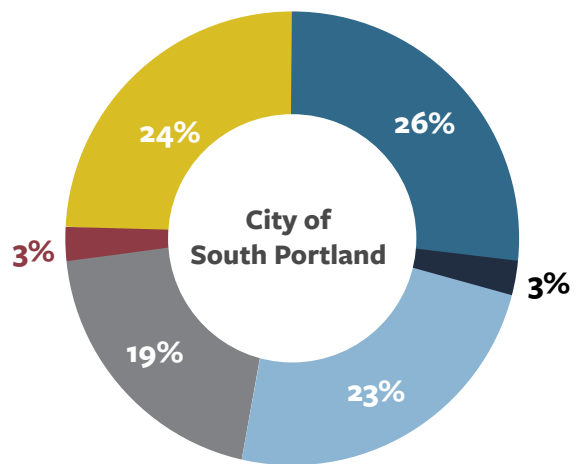
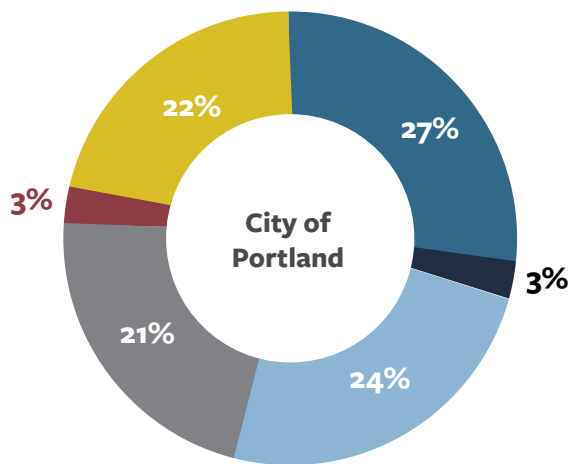


City of South Portland's GHGs by Vehicle Type



Emissions by Source

To guide our transition to renewable energy we need to understand how much each fuel source currently contributes to our GHG emissions. We can then implement effective strategies that will reduce our fossil fuel use and increase renewable energy use in an equitable fashion.



● Gasoline
 ● Diesel
 ● Fuel Oil
 ● Natural Gas
 ● Waste
 ● Electric